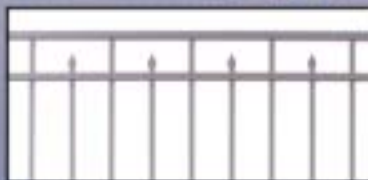


ALUMA-FENCE™



Ornamental Fencing and Gates

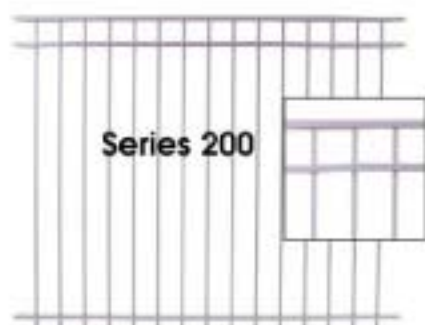


Maintenance-Free!
No Rust! No Rattles!
No Worries!

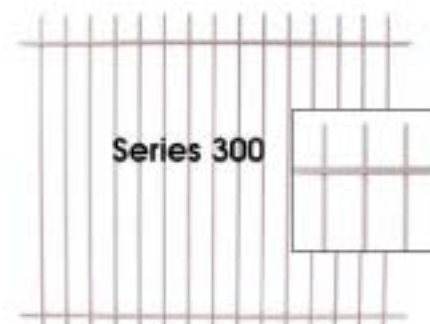
Aluma-Fence™ Stands Up To Everything Mother Nature Can Muster.

Aluma-Fence™ features a durable powder coat finish that protects and looks great for years! Powder coating is a fine blended powder that is applied to the aluminum fence system using an electrostatic spray process. As the welded fence sections and posts pass through an oven, the powder gels and cures into a hard, durable film that is permanently bonded to the aluminum.

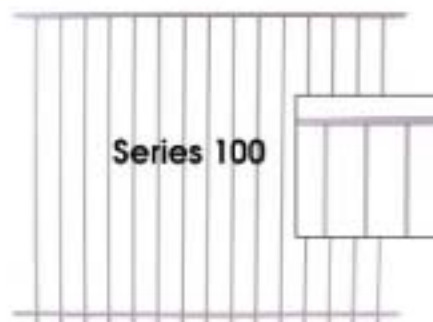
Aluma-Fence™ sections feature aluminum horizontal channels, aluminum vertical pickets and aluminum decorations welded together to form a strong, solid fence panel. Using a state-of-the-art robotic welding system, Aluma-Fence™ is designed to be rattle-free and rust-free forever! Aluma-Fence™ sections do not require any assembly and are ready to attach to our standard 2" aluminum fence posts with aluminum brackets and self-drilling stainless steel screws.



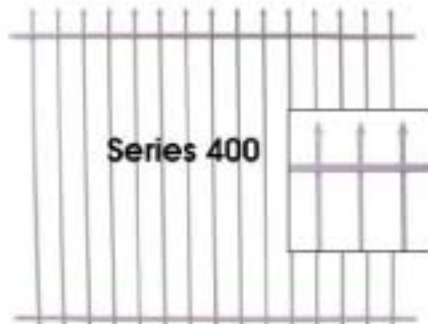
Series 200



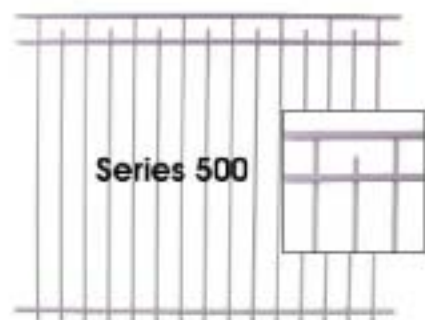
Series 300



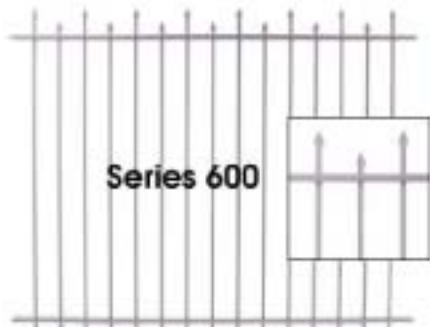
Series 100



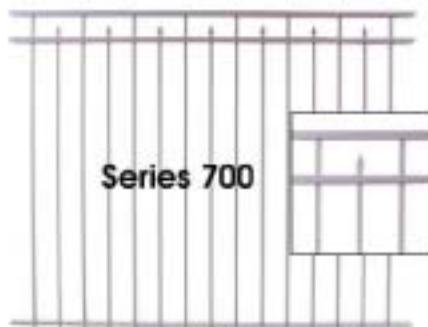
Series 400



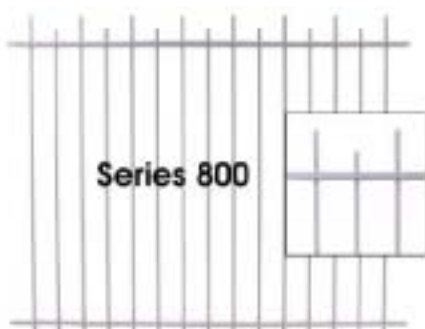
Series 500



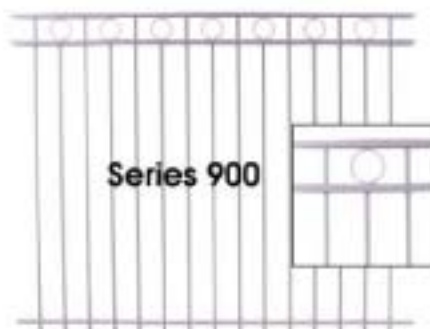
Series 600



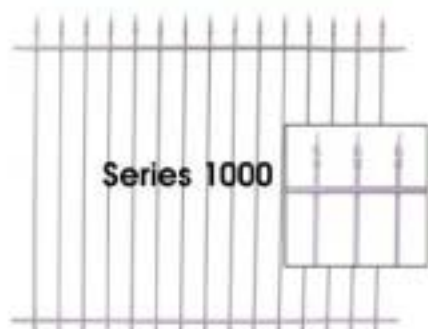
Series 700



Series 800



Series 900



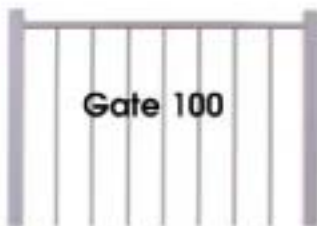
Series 1000



ALUMA-FENCE™




**Maintenance-Free!
No Rust! No Rattles!
No Worries!**




Gate 100



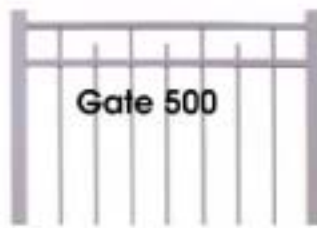
Gate 200



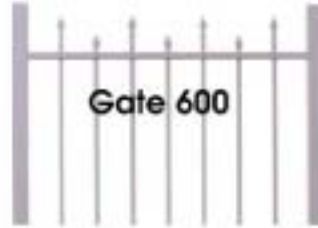
Gate 300



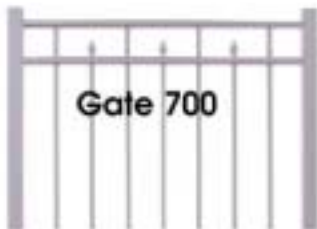
Gate 400



Gate 500



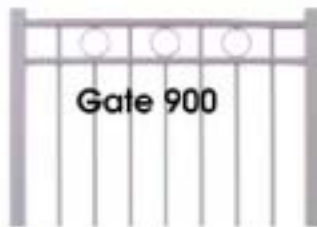
Gate 600




Gate 700



Gate 800



Gate 900



Gate 1000

Gates Built To Last! You can always judge a good fence by how well the gate is built—and, how well it performs over time. Aluma-Fence™ Gates are precision made using the same aluminum materials and robotic technology as our fence sections and come pre-fabricated direct from the factory. They are available in a standard width of 39 1/2" in ten different styles to match your Aluma-Fence™ sections. All gates feature strong, self-closing aluminum hinges that can swing from the left or right hand side. All latches and hinges feature stainless steel screws.

Powder Coating Advantages

- Resists extreme weather conditions, corrosion and scratches
- Never rusts
- Maintenance-free
- Thick, durable coating helps prevent chipping, peeling, flaking
- Available in four standard colours.

COLOURS :



Black



White



Sandalwood



Bronze

Fencing Specifications:


Welded Fence Section:	71 1/2" w x 58" h
Welded Gate Section:	39 1/2" w x 58" h
Fence Posts:	2" x 2" x 065" so x 96" L
Square Pickets:	5/8" x 5/8" x 065"
Horizontal Channel	1 3/4" x 3/4" x 125"
All Aluminum Material	Alloy 6061-T6

Aluma-Fence™ Accessories and Hardware

Customize And Upgrade Your Gate!

- Custom gate kit allows you to create a gate virtually any size up to 75 1/2".
- Universal wall post can be anchored to wood or masonry.
- Double gate accessories include Spring Castor Roller, Aluminum Drop Pin, Latches and Locks.
- Fence sections, posts and gates are packaged in a protective poly-bag for protection and shipping.

Authorized Dealer



www.aluma-fence.com



Committed To Quality

As a member of the Canadian Welding Bureau, we meet and/or exceed all qualifications for certification.

Member of the
Canadian Welding Bureau



Although Aluma-Fence™ products are designed and fabricated to meet common municipal regulations and building codes you should also ensure compliance by consulting with your local authorities. Registered trademarks are property of their respective owners. Aluma-Fence is a trademark of Greco Aluminum Railings.



Aluminum Cast Square Cap, 4 Colours



Aluminum Cast Ball Cap, 4 Colours



PVC Square Cap Black or White



Stamped Spear Picket



Aluminum Cast Spears, 4 Colours



Gold Painted Cast Spear



Spring Castor Roller



Standard Gate Latch



Gate Latch with Key Lock



Gate Latch with Key Lock and Thumb Release



Fence Post Shoe



Horizontal Angular Bracket



Self-closing Aluminum Hinge



The Protector Junior Latch



Gate Latch with Solid Brass Handle